

for the proof of fire behaviour according to DIN 4102-1

Reference: FLT 3411912 (Translation of the German test report - no guarantee for translation of technical terms)

Company:

Order: 2012-08-23 **Arrived:** 2012-08-28

Description of samples: On both sides with white plasticised PVC coated polyester fabric, named "Frontlit TG-510FR".
(for details see page 2)

Delivered: 2012-08-31

Content of request: Proof of flammability to classify building materials to class B1 "schwerentflammbar" according to DIN 4102-1

Assessment: The examined product meets the requirements of class B1 for "schwerentflammbare" (not easily flammable) building materials according to DIN 4102-1. If used in one layer, suspended freely or with distance of >40 mm to the same or other plain materials.
(for details see page 5)

Validity of test report: 2017-08-31

Sampling: By the company itself

Remark: If the above-mentioned building material is not used as product according to MBO § 2, Abs. 9, Ziffer 1, there is no need for a general building supervisory test report.

This test report is not valid if the examined building material is used as product in the meaning of state building prescriptions (MBO § 17, Abs. 3).

This test report does not replace an eventually necessary proof of applicability concerning building supervisory or building laws in the meaning of state building prescriptions. This has to be verified by:

- "allgemeine bauaufsichtliche Zulassung" (general building inspectorate approval) or by
- "allgemeines bauaufsichtliches Prüfzeugnis" (general building inspectorate certificate) or by
- "Zustimmung im Einzelfall" (exceptional approval).

This test report can serve as a basis for building supervisory procedures for:

- regular building products for the pre-scribed proofs of conformity
- non-regular building products for the needed proofs of applicability.

This test report comprises 5 pages and 2 appendices.

Approved testing, inspection and certification body

This test report must not be published and copied preceding agreement of the test laboratory and if agreed, only during validity and unchanged concerning appearance and contents. Agreement of the test laboratory has to be given in any case if norms in which the tests are based or other technical standards have changed.

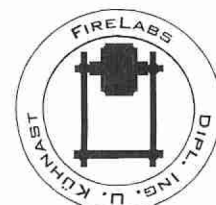


Prüfstelle für das
Brandverhalten
von Baustoffen
Dipl.-Ing. Uwe Kühnast

Steinstrasse 18
D - 14822 Borkheide
Fon: +49 33845 90901
Fax: +49 33845 90909
Mail: info@firelabs.de

PÜZ-Stelle (LBO): BRA09
Notified Body no.: 1507

TEST REPORT



1 Description of test material

1.1 Test material (according to the client)

The material provided is a polyester fabric, coated on both sides with white plasticised PVC containing a flame-retardant treatment. The material is intended to be used for textile architecture or decorative purposes and was labelled with the trade name "Frontlit TG-510FR" (product code TG-510FR).

1.2 Description of the delivered samples

For the tests the laboratory received a fabric, plastic-coated on both sides, with a length of approx. 5 m and a width of 1,0 m. The coated fabric showed a smooth and a rough surface and was labelled "TG-510FR".

The material was delivered plain without printing or other additional coatings.

Colour: white.

Characteristic values: see paragraph 4.1; Photos: see enclosure 1.

Other specifications are deposited at the laboratory, a sample is stored.

2 Preparation of samples

For the small burner test (Brennkasten) samples for edge flame exposure (dimensions 190 mm x 90 mm) and samples for surface flame exposure (dimensions 230 mm x 90 mm) were cut in warp and in weft orientation of the support fabric.

For the fire shaft test (Brandschacht) 2 specimens were assembled. The samples (dimensions 1000 mm x 190 mm) for the test specimen A were cut in warp orientation, the samples for the test specimen B were cut in weft orientation of the support fabric.

Afterwards all samples were kept in a climate chamber acc. DIN 50014-23/50-2 until they reached constant weight.

3 Arrangement of samples

The tests in the fire shaft test ("Brandschacht") have been performed acc. DIN 4102-1 and -16 (building materials class B1). The small burner tests ("Brennkasten") have been performed acc. DIN 4102-1, chapter 6.2.5 (building materials class B2).

Arrangement of all samples: single layer, freely suspended

Examination period: September 2012

4 Results

- section 4.1 Material characteristics
- section 4.2.1 Test results class B2
- section 4.2.2 Test results class B1

4.1 Material characteristics

Table 1

Specific values		Specifications by manufacturer	Measured values	
			m.v.	s
total thickness	mm	./.	0,41	0,008
mass/unit uncoated fabric	g/m ²	./.	./.	
overall weight coated fabric	g/m ²	510	524	

./. not received/not measured

m.v. mean value

s standard deviation

4.2 Results of the fire behaviour

4.2.1 Test results class B2 (Brennkasten)

All building materials class B1 must also meet the requirements of materials class B2 (flammable). The material, tested in "Brennkasten" acc. DIN 50 050 meets the requirements class B2; the material did not show burning particles/droplets during these tests. Exposing the flame to the face or reverse side did not influence the fire behaviour.

(Results: see enclosure 2)



4.2.2 Test results class B1 (Brandschacht)

Table 3

Test results (part 1)						
line no.		Test results				requirements
		A	B	C	D	
1	<u>Number of specimen arrangement</u> acc. DIN 4102 –15 Table 1	1	1	-	-	
2	<u>Maximal flame height</u> above bottom edge cm	40	40	-	-	*)
3	Time ¹⁾ min	1	1	-	-	
4	<u>Burning / melting through</u> Time ¹⁾min	1	1	-	-	
5	<u>Back side of the specimens:</u> Flames / glowing Time ¹⁾ min:s	No	No	-	-	
6	Discolouring Time ¹⁾ min:s					
7	<u>Falling of burning droplets</u> Begin ¹⁾ min:s	No	No	-	-	
8	Extend: Sporadic falling of burning droplets					
9	Continuous falling of burning droplets					
10	<u>Falling of burning parts</u> Begin ¹⁾ min:s	No	No	-	-	
11	Extend: Sporadic falling of burning parts			-	-	
12	Continuous falling of burning parts			-	-	
13	<u>Afterflame time at the bottom of the sieve (max.)</u> min:s	./.	./.	-	-	
14	<u>Impairment of the burner flames by dropping or falling Material</u> Time ¹⁾ min:s	./.	./.	-	-	
15	<u>Premature end of test</u> Final occurrence of burning at the specimen ¹⁾min	4	3	-	-	
16	Time of eventually end of test ¹⁾ min:s	./.	./.	-	-	

¹⁾ Indication of time: from the beginning of testing procedure

- Not tested

./. Not occurred

*) No cause for complaint



Test results (part 1)						
line no.		Test results				requirements
		A	B	C	D	
17	<u>Afterflame after end of test</u> Timemin:s	No	No	-	-	
18	Number of specimen					
19	Front side of specimen					
20	Back side of specimen					
21	Flame lengthcm					
22	<u>Afterglow after end of test</u> Timemin:s	No	No	-	-	
23	Number of specimen					
24	<u>Place of appearance:</u> Lower half of specimen					
25	Upper half of specimen					
26	Front side of specimen					
27	Back side of specimen					
28	<u>Smoke density</u> ≤ 400 % min	32,5	36,9	-	-	
29	≥ 400 % min (very strong smoke density)					
30	Diagram fig. no.	1	3	-	-	
31	<u>Residual length</u> Individual valuecm	65 67 69 64	62 62 69 61	- - - -	- - - -	> 0
32	Average valuecm	66	63	-	-	≥ 15
33	Photo of test specimen fig. no.	2	4	-	-	
34	<u>Flue gas temperature</u> Maximum of average value...°C	113	115	-	-	≤ 200
35	Time ¹⁾min:s	9:58	9:58	-	-	
36	Diagram fig. no.	1	3	-	-	
37	<u>Remarks:</u> line 32: There were no additional tests proceeded, because of the residual length of more then 45 cm.					

Test specimen A (VN 411912-001): samples in warp orientation of the support fabric
 Test specimen B (VN 411912-002): samples in weft orientation of the support fabric

- 1) indication of time: from the beginning of testing procedure
- not tested
- ./. not occurred
- *) no cause for complaint
- VN test-number



5 Assessment

According to the test results in section 4.2 the material, described in section 1 and 4.1, fulfils the requirements of a building material class B1 according to DIN 4102-1 if the material is used suspended freely or with a distance of > 40 mm to the same or other plain materials.

The requirements of building materials class B2 are also fulfilled, no falling of burning parts or droplets occurred during these tests.

This test report is not valid for

- the exposure to outdoor climate conditions.

6 Special remarks

This report is only valid for the material as described under paragraph 1. In combination with other materials or with additional coatings or surfaces etc. the burning behaviour may differ.

This test report is not valid, as soon as the product is used as a building product in the sense of the "Landesbauordnungen" (state building requirements, MBO § 17, par. 3).

This test report is no substitute for a General Building Inspectorate Certificate. This test report is granted without prejudice to the rights of third parties, or particular private proprietary rights.

In General Building Inspectorates procedures this test report can be based for

- regular building materials for the required proof of accordance
- for not regular building materials for the required proof of applicability

The explanations given in DIN 4102-1 app. D, especially concerning an external production control has to be considered.

This test report is valid until 2017-08-31, provided that the test methods, the classification rules and the technology do not change during this period.

Borkheide, 24th of August 2012



Head of the test laboratory
(Dipl.-Ing. Uwe Kühnast)



In charge for testing
(Dipl.-Ing. Manfred Sailer)

Test specimen A

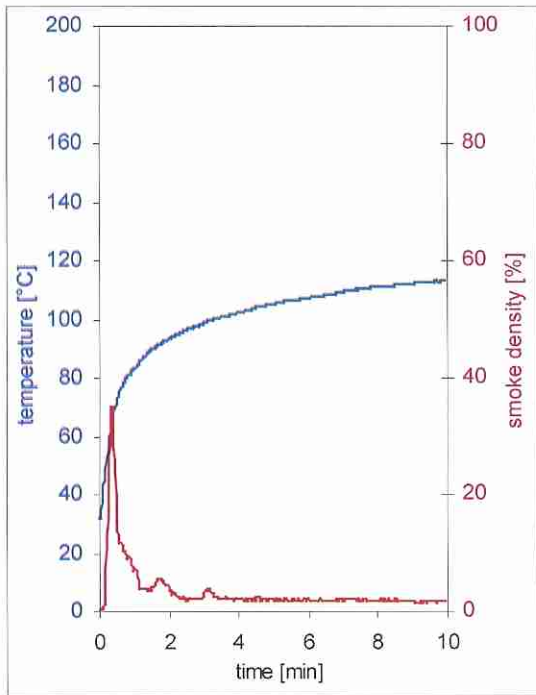


fig. 1
Graphs of the flue gas temperature and the smoke density



fig. 2
View of test specimen after the test

Test specimen B

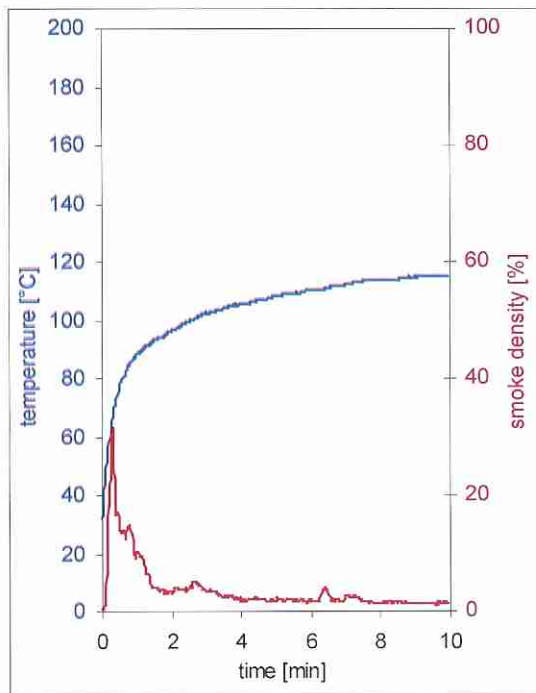


fig. 3
Graphs of the flue gas temperature and the smoke density



fig. 4
View of test specimen after the test



Test results small burner test (Brennkasten)

Table 2

Sample-No.	warp direction*							weft direction*							dim.	requirements
	1	2	3	4	5	6	7	1	2	3	4	5	6	7		
Ignition of the sample	1	1	1	1	1	5	6	1	1	1	1	1	5	6	s	-
Maximum flame height	8	8	7	7	8	6	7	8	7	8	7	7	4	5	cm	-
Time of the maximum	13	15	14	15	14	15	13	14	15	13	14	15	15	15	s	-
Flame tip reached the 150 mm mark	./.	./.	./.	./.	./.	./.	./.	./.	./.	./.	./.	./.	./.	./.	s	≥ 20
Flame has extinguished	14	16	15	16	15	16	16	16	16	14	15	16	16	16	s	-
Ignition of filter paper	./.	./.	./.	./.	./.	./.	./.	./.	./.	./.	./.	./.	./.	./.	s	1)
Smoke density (visual)	moderate							moderate							-	-
Afterburning time	./.	./.	./.	./.	./.	./.	./.	./.	./.	./.	./.	./.	./.	./.	s	-
Flames were extinguished after	./.	./.	./.	./.	./.	./.	./.	./.	./.	./.	./.	./.	./.	./.	s	-

View of the samples after the test (20 seconds after exposure the flame):

- Warp direction: destroyed or burned length max. 7 cm, destroyed width approx. 2 cm, sooted above until top edge of the samples
- Weft direction: destroyed or burned length max. 9 cm, destroyed width approx. 2 cm, sooted above until top edge of the samples

Samples 1: edge flame exposure

Samples 2-6: surface flame exposure to front side

Samples 7: surface flame exposure to rear side

) orientation of the support fabric

1) No ignition within 20 seconds

./. Not occurred

dim. Dimension

Indication of time: from the beginning of testing procedure

Indication of measurements: from reference line of the flame

